

Regence



Dental Manual

A Dental Administrative Guide

2023

This publication is subject to periodical revisions and additions. Future inserts will be sent to you if necessary. For questions about these materials, please contact your network manager.

© 2023 Regence BlueShield. Regence BlueShield is an Independent Licensee of the Blue Cross and Blue Shield Association.

Dear Participating Dental Provider:

We are excited to provide you with the Regence BlueShield (“Regence”) *Dental Manual*, an administrative guide to assist you and your staff in servicing our Members.

This *Dental Manual*, along with the *CDT Dental Procedure Guidelines*, provide a comprehensive, single-reference source for many of the policies and procedures necessary to support your practice when doing business with us. The *Dental Manual* is an accompaniment to your Participating Dental Agreement, which provides comprehensive details regarding the terms of your Participating Dental Agreement. Both the *Dental Manual* and the *CDT Dental Procedure Guidelines* are located on our website at **regencedental.com**.

Your dedicated network manager is available to assist you with any questions you have relating to your Agreement, the *Dental Manual*, or the *CDT Dental Procedure Guidelines*.

Thank you for the role you and your staff play in providing a positive experience for our Members who are seeking solutions for their dental health. From time to time, you can expect to see updates to this *Dental Manual* to keep you apprised of changes and additional information as it becomes available. If you have any suggestions for what you would like to see included in the *Dental Manual*, please email our Provider Relations team at **DentalProviderRelations@regencedental.com**.

We appreciate the quality service you provide our Members and look forward to continuing our relationship with you and your staff.

Sincerely,

Vice President Provider Networks

Table of Contents

Section 1: Definitions	1
Section 2: Contact Information	4
Claims and Customer Service Contact Information	4
Your Network Manager	4
Section 3: Participating Dental Provider’s Responsibilities	5
Participating Dental Provider’s Responsibilities	5
Regence’s Responsibilities	5
Section 4: Working with Regence	6
What We Offer You	6
Section 5: Conditions of Participation in Our Networks	7
Conditions of Participation	7
Examples of IRS Tax Letter Required by Regence	9
Section 6: National Provider Identifier (NPI)	11
Overview	11
How to Apply for and Use an NPI	11
Section 7: Filing Provider or Practice Changes	12
Changes Requiring Notification	12
Submitting Changes	12
Section 8: Dental Plans and Benefits	13
Dental Plans Offered or Administered by Regence	13
Section 9: Medicare Advantage	14
Section 10: Member Information	15
Verifying Member Eligibility, Benefits and Claim Status	15
Confidentiality of Member Information	15
Section 11: Predeterminations and Claims	16
Predeterminations	16
Overview	16
How to Submit a Predetermination	16
Completing a <i>Dental Claim Form</i>	16
Sample Claim Form	18
Section 12: Coordination of Benefits (COB)	19
Determining the Primary Responsible Payor	19
Coordination of Benefits Shall not be Permitted Against the Following Types of Policies	20
Determining Your Member’s Liability in a COB Situation	20
Helpful Tips	20
Section 13: Reimbursement	21

Overview 21

Services That Are Not Covered 21

Coinsurance 21

Deductibles..... 22

Common Reasons for Non-Payment 22

How to Access the Regence Dental Fee Schedules 22

Sample Dental EOB 23

Section 14: Handling Overpayment Requests.....24

Overview 24

If You Receive a Request for Refund..... 24

If You Discover an Overpayment 24

Section 15: Orthodontic Services25

Orthodontic Claim Submission Guidelines..... 25

Section 16: General Policies and Procedures.....26

Quality and Utilization Review 26

Necessary Dental Care..... 26

Section 17: Appeals and Grievances.....27

Commercial Plan (excluding FEP and Medicare Advantage)..... 27

Federal Employee Program (FEP)..... 27

Medicare Advantage..... 27

Invalid Appeals 27

Who Can Receive the Appeal Determination..... 28

Appeal Timeline..... 28

Timeframes 28

Section 18: Provider Contract and Credentialing Termination Appeals.....29

Additional Information Regarding the Provider Contract Termination Appeals Process 29

Provider Status During a Contract Termination Appeal..... 29

The Data Bank Reportable Actions..... 29

Section 19: Federal Employee Program (FEP).....30

Overview 30

Highlights of Basic and Standard Options..... 30

Coordination of Benefits 31

How to File a Claim 32

FEP Reimbursement 32

Reconsideration of an FEP Claim..... 33

Section 20: Administrative Services Only (ASO) and RGA34

Administrative Services Only (ASO) 34

Identifying Members 34

Obtaining Pre-authorization 34

Verifying Eligibility, Benefits and Claims Information..... 34

Submitting Claims..... 34

Receiving Vouchers and Payment..... 34

Questions 34

Regence Group Administrators (RGA)..... 34

Identifying RGA Members..... 35

Obtaining Pre-authorization, Eligibility, Claims Status or Answers to Other Inquires 35

Submitting Claims to RGA 35

Receiving Vouchers and Payment 35

Payment Information 36

Appeals 36

Contact RGA 36

Section 21: Technology Solutions37

Common Terms 37

Electronic Claims Submission..... 37

Electronic Claims Filing Information..... 37

Electronic Claims Illustration..... 38

Customer Support 38

Self-Service Tools 38

Interactive Voice Response (IVR) System 39

Options..... 39

Section 22: Medical Billing for Dental Offices 40

Medical Claims Billed by Dental Offices..... 40

ICD-10 Coding Resources..... 40

Submit Diagnosis Codes on Dental Claims..... 40

Section 1: Definitions

The definitions of capitalized terms that are not otherwise defined in the body of the Agreement are set forth in this section of the *Dental Manual*.

Appeal	The process used to review an adverse determination. The process may also be known as a request for reconsideration of an adverse determination.
Billed Charges	The amount you bill for a specific dental service or procedure(s).
Centers for Medicare & Medicaid Services (CMS)	The federal agency within the Department of Health and Human Services responsible for the administration of Medicare. CMS language may be different than conventional insurance contracts.
Clean Claim	A claim for Covered Services that is submitted for adjudication in accordance with applicable terms and conditions of this <i>Dental Manual</i> . A claim is considered clean when it requires no further information, adjustment, or alteration in order to be processed and paid by the Responsible Payor.
Coordination of Benefits (COB)	The determination of which Responsible Payors have primary and secondary responsibilities for paying for Covered Services in accordance with the rules set forth in the Member Contract when that Member is eligible for Covered Services from more than one Responsible Payor, including from a governmental or self-funded Responsible Payor.
Cost-Share	Any and all charges that a Participating Dental Provider may collect directly from a Member in accordance with the terms of the Member Contract which includes Copayments, Deductibles, or Coinsurance.
Covered Services	Dental services and supplies for which benefits are provided under a Member Contract.
Dental Benefits	Those covered dental services and supplies, together with exclusions and limitations, as set forth in the applicable Member Contract.
<i>Dental Manual</i>	This document, which sets forth the policies, procedures, and requirements applicable to Participating Dental Providers providing dental services to Members.
Dependent	A Member who is eligible and enrolled in a Member Contract based upon his or her relationship with a Subscriber.
Emergency Dental Care	Dental services necessary to treat a sudden onset and severity of a dental condition that leads to an immediate dental procedure to relieve pain or eliminate infection.
EOB	Explanation of benefits.
Grievance	Dissatisfaction from or on the behalf of an enrollee or dental service provider about any action taken by Regence.
HIPAA	The Health Insurance Portability and Accountability Act of 1996 and its implementing regulations.
Insured	Each individual covered under a Member Contract.
Late Claim	The submission of a claim for Covered Services to Regence, more than 90 days (three months) from the date of service or the completion of a course of treatment. Regence

	may deny a Late Claim unless it determines, at its discretion, that there was good cause for the delay in submitting that claim.
Medicare Advantage (MA) Plan	Regence, a Medicare Advantage Organization offering Medicare Advantage programs through a MA contract.
Member Payments	Any and all charges that a dentist may collect directly from a Member in accordance with the terms of the Member Contract which include Copayments, Deductibles or Coinsurance.
National Provider Identifier (NPI)	The government-issued, 10-digit identification number for individual health care providers and entities.
Non-Reimbursable Services	Services that would have been Covered Services but for the fact that the Participating Dental Provider: <ol style="list-style-type: none"> 1. Rendered services that were not necessary and appropriate; or 2. Failed to comply with applicable requirements of the <i>Dental Manual</i> in connection with the provision of such services; or 3. Failed to submit a claim for such services within the submission deadlines established by the applicable <i>Dental Manual</i>.
Participating Dental Agreement	The document that defines the contractual rights and obligations between you as a Participating Dental Provider and Regence for your participation in the Participating Dental Network which is made up of your standard contract.
Participating Dental Providers	Those Dental Providers who meet minimum participation standards as set forth in this Agreement, have been credentialed under Regence’s credentialing policies and have signed a Participating Dental Provider Agreement with Regence.
Participating Dental Network	The Regence dental network dental provider contracts with.
Practitioner Credentialing Application	The form that a dentist has completed setting forth requested information concerning his or her professional qualifications, experience, and other relevant credentialing information.
Provider Network	The group of Participating Dental Providers who contract with Regence to render Covered Services to Members.
Plan	A Regence Dental Plan.
Pre-authorization	A Participating Dental Provider’s submission of information to the Responsible Payor prior to rendering services, for advanced written approval for planned services for medically necessary treatment. Pre-authorization is subject to: <ul style="list-style-type: none"> • the accuracy and completeness of the Participating Dental Provider’s submission of information, • Medical Necessity, • the Member’s eligibility at the time services are rendered, • the Responsible Payor’s allowed payment for such services, and • the terms of the Member Contract at the time services are rendered.
Predetermination	A Predetermination of benefits is a request for services submitted by a Participating Dental Provider to the Responsible Payor prior to rendering those services to determine if they are Covered Services. In addition, the Responsible Payor will also

	<p>determine whether any Dental Allowable Amount, Copayment, Coinsurance and Deductible apply. A Predetermination of benefits is not a commitment and does not create any obligation to pay any amount for services rendered. A Predetermination is subject to:</p> <ol style="list-style-type: none"> 1. the accuracy and completeness of the Participating Dental Provider’s submission of information, such services being necessary and appropriate, 2. the Member’s eligibility at the time services are rendered, 3. the Responsible Payor’s allowed payment for such services, and 4. the terms of the Member’s Contract at the time services are rendered.
Responsible Payor	The Plan responsible for paying benefits for Covered Services rendered to a Member.
State	The State of Washington.
Subscriber	A Member who is eligible and enrolled in a Member Contract as an individual or as an employee or primary Member of an account.
Unbundling of Procedures	The “unbundling” of charges has been recognized on a national level as a contributing factor to the increasing cost of health care. Examples of unbundling include the use of more than one procedure code to bill for a procedure that can be adequately described by a lesser number of codes, filing for services that are an integral part of a procedure, and filing for procedures (such as “sterilization,” services, or supplies) that are required in rendering dental services. When these and other unbundled claims are identified, partial denials of payment or refund request will result.
Utilization Management Program	The review process used to evaluate if services rendered to Members are necessary and appropriate.

Section 2: Contact Information

At Regence, one of our most important goals is to nurture a relationship with you defined by mutual respect and responsiveness. Please do not hesitate to contact us with any questions.

Claims and Customer Service Contact Information

Plan	Schedule of Allowances	Customer Service	Claims Address
Regence	Participating Fee Schedule	1(800)253-0838	Regence P.O. Box 1106 Lewiston, ID 83501-1106
Medicare Advantage	Participating Fee Schedule	1(800)253-0838	Regence P.O. Box 1827 Medford, OR 97501
Federal Employee Program	FEP Fee Schedule	1(877)668-4656	Regence FEP P.O. Box 1388 Lewiston, ID 83501-1388

Your Network Manager

As a Participating Dental Provider, you have a dedicated network manager available to provide support. Please do not hesitate to contact us with any questions about your Agreement by contacting our team at DentalProviderRelations@regencedental.com. The network manager for your territory will respond to you.

Section 3: Participating Dental Provider's Responsibilities

Participating Dental Provider's Responsibilities

As a Participating Dental Provider, you are solely responsible for making treatment recommendations and decisions for your Members. You are also responsible for ensuring that all claims you submit are accurate, complete and adhere to the claims filing and coding policies of Regence.

Regence's Responsibilities

Regence will not interfere with your judgment with respect to a Member's treatment or the Participating Dental Provider/Member relationship. However, we do reserve the authority to make eligibility and coverage determinations and to make claims-processing decisions that may include re-bundling or down-coding. You can find additional information on claim edits in the *CDT Guide* at the end of this *Dental Manual*.

Section 4: Working with Regence

What We Offer You

At Regence, we are committed to helping you provide the best care to our Members and manage a successful business practice. We have built a reputation based on trust and excellent customer service, the same qualities you deliver to our Members. We offer:

- Fast, reliable, and direct electronic claims-processing.
- Dedicated provider network managers.
- Competitive reimbursement rates driven by the market.
- Online *Dental Manual* to assist providers with basic questions.
- The Regence Participating Dental network and the Regence Medicare Advantage Dental network.
- A listing in our online provider directory, which Members can use to search for providers by location, specialty, gender, or language. Visit the directory at [regencedental.com](https://www.regencedental.com).

Section 5: Conditions of Participation in Our Networks

Conditions of Participation

To participate in the Regence dental networks, each dental professional must meet the standards, requirements, and contractual conditions described below:

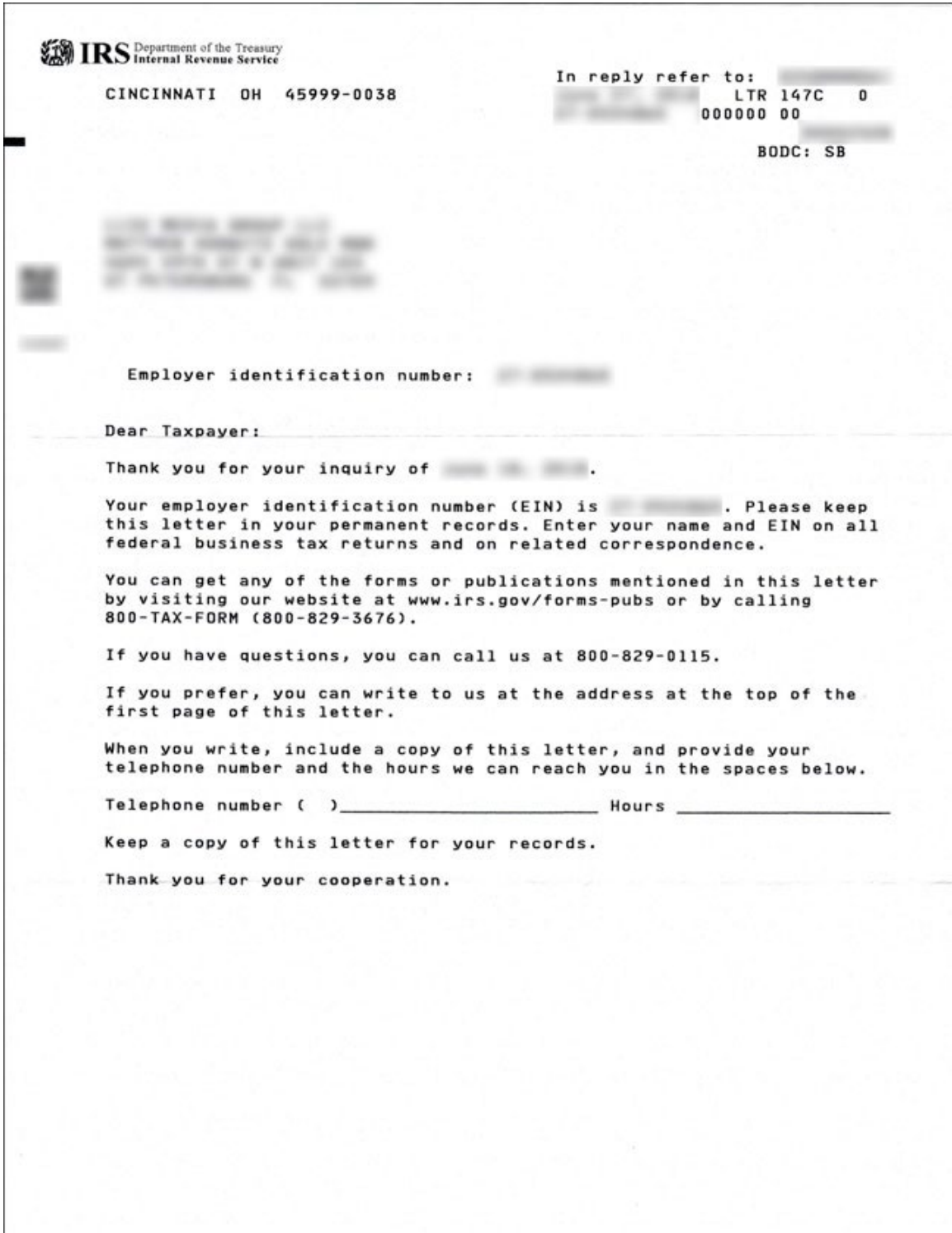
<p>General Conditions</p>	<ul style="list-style-type: none"> You must complete a Practitioner Credentialing Application with supporting documentation. You must include an IRS letter that lists the name that is registered to the tax ID number. (Examples below) Sign the Participating Dental Agreement and continuously comply with all its terms and conditions. You must cooperate with any third-party claims administrator or network administrator engaged by Regence.
<p>Standards</p>	<ul style="list-style-type: none"> You must be licensed in Washington. If you practice in a state other than Washington, you must comply with the license requirements of the state where you are located and where services are rendered to Members. You must maintain individual liability insurance in the amounts of \$1,000,000 per occurrence and \$3,000,000 in aggregate to insure you against any claim for damages arising by reason of personal injury or death caused directly or indirectly by you. DEA (Drug Enforcement Administration) and CDS (Controlled Dangerous Substances) eligible dentists who do not have an active DEA certificate will provide a DEA waiver indicating the reason for the waiver and provide a designated practitioner to write on their behalf. The alternate prescriber may be an individual or a practice but must be identified by name and NPI. The Washington providers who hold a Washington DEA certificate must be registered with the Washington prescription drug monitoring program. Prescription drug monitoring program (PDMP) is an electronic database of all the controlled prescriptions dispensed at Washington pharmacies, mail-order pharmacies delivered into Washington, and other dispensaries, such as a veterinary or medical clinic. Under the law, a prescriber may designate someone in the facility to be that prescriber's delegate for checking the prescription drug monitoring program database once that delegate has also registered. Regence requires contracted providers in Washington to register and encourages use of the Washington prescription drug monitoring program.
<p>Requirements</p>	<ul style="list-style-type: none"> You must achieve a satisfactory review from the Washington State Board of Dental Examiners.
<p>Contractual Conditions</p>	<ul style="list-style-type: none"> You shall notify Regence of your intent to terminate or alter your participation. Furthermore, any individual provider wishing to join an existing group practice shall notify Regence.


5: Conditions of Participation in Our Networks

	<ul style="list-style-type: none">• To the extent that services that otherwise meet the requirement of the Agreement are rendered by a dentist not located in Washington, the statutory and regulatory requirements of that state that are equivalent to these Contractual Conditions shall be complied with to the satisfaction of Regence.• Excluded Persons. Participating Dental Providers represent and certifies that neither it, nor its Affiliated Parties or Downstream Entities have been suspended or excluded from participation in the Medicare program or any other federal health care program (as defined in 42 U.S.C. § 1320a-7b(f)). Participating Dental Providers shall check appropriate databases regularly, but no less than monthly and upon hiring and subcontracting, to determine whether any Affiliated Party or Downstream Entity has been suspended or excluded from participation in the Medicare program or any other federal health care program. Databases include the U.S. Department of Health and Human Services (“HHS”) Office of Inspector General List of Excluded Individuals/Entities (http://exclusions.oig.hhs.gov) and the General Services Administration’s System for Award Management (http://www.sam.gov/portal). Participating Dental Providers shall notify Regence immediately in writing if Participating Dental Providers, an Affiliated Party, or any Downstream Entity is suspended or excluded from the Medicare program, or any other federal program monitored as described in this Section. Participating Dental Providers shall prohibit any Affiliated Party or Downstream Entity that appears on any of the above-listed databases or who has opted out of Medicare from doing any work directly or indirectly related to the delivery or administration of Covered Services to Medicare Advantage Members. Regence reserves the right to require any Participating Dental Providers to demonstrate compliance with this provision upon reasonable request.
--	---

Examples of IRS Tax Letter Required by Regence

For verification, Regence will accept a tax coupon or letter from the Department of Treasury (IRS) 147C or CP 575C. See the following examples of an IRS letter:



 **IRS** DEPARTMENT OF THE TREASURY
INTERNAL REVENUE SERVICE
CINCINNATI OH 45999-0023

Date of this notice: [REDACTED]

Employer Identification Number:
[REDACTED]

Form: SS-4

Number of this notice: CP 575 G

For assistance you may call us at:
1-800-829-4933

IF YOU WRITE, ATTACH THE
STUB AT THE END OF THIS NOTICE.

WE ASSIGNED YOU AN EMPLOYER IDENTIFICATION NUMBER

Thank you for applying for an Employer Identification Number (EIN). We assigned you EIN [REDACTED]. This EIN will identify you, your business accounts, tax returns, and documents, even if you have no employees. Please keep this notice in your permanent records.

When filing tax documents, payments, and related correspondence, it is very important that you use your EIN and complete name and address exactly as shown above. Any variation may cause a delay in processing, result in incorrect information in your account, or even cause you to be assigned more than one EIN. If the information is not correct as shown above, please make the correction using the attached tear off stub and return it to us.

A limited liability company (LLC) may file Form 8832, *Entity Classification Election*, and elect to be classified as an association taxable as a corporation. If the LLC is eligible to be treated as a corporation that meets certain tests and it will be electing S corporation status, it must timely file Form 2553, *Election by a Small Business Corporation*. The LLC will be treated as a corporation as of the effective date of the S corporation election and does not need to file Form 8832.

To obtain tax forms and publications, including those referenced in this notice, visit our Web site at www.irs.gov. If you do not have access to the Internet, call 1-800-829-3676 (TTY/TDD 1-800-829-4059) or visit your local IRS office.

IMPORTANT REMINDERS:

- * Keep a copy of this notice in your permanent records. **This notice is issued only one time and the IRS will not be able to generate a duplicate copy for you.** You may give a copy of this document to anyone asking for proof of your EIN.
- * Use this EIN and your name exactly as they appear at the top of this notice on all your federal tax forms.
- * Refer to this EIN on your tax-related correspondence and documents.

If you have questions about your EIN, you can call us at the phone number or write to us at the address shown at the top of this notice. If you write, please tear off the stub at the bottom of this notice and send it along with your letter. If you do not need to write us, do not complete and return the stub.

Your name control associated with this EIN is CAME. You will need to provide this information, along with your EIN, if you file your returns electronically.

Thank you for your cooperation.

Section 6: National Provider Identifier (NPI)

Overview

The National Provider Identifier (NPI) is a government-issued, 10-digit identification number for individual health care providers and organizations. The numbers are randomly assigned and contain no coded information about the individual or organization. The NPI will never expire, and your individual NPI will remain the same even if you change jobs or locations.

All dental professionals are required by federal law to obtain an NPI. Regence requires each Participating Dental Provider to have an NPI regardless of whether they submit claims electronically. We encourage you to obtain an NPI as soon as possible; getting your NPI now will help eliminate issues with claims administration.

How to Apply for and Use an NPI

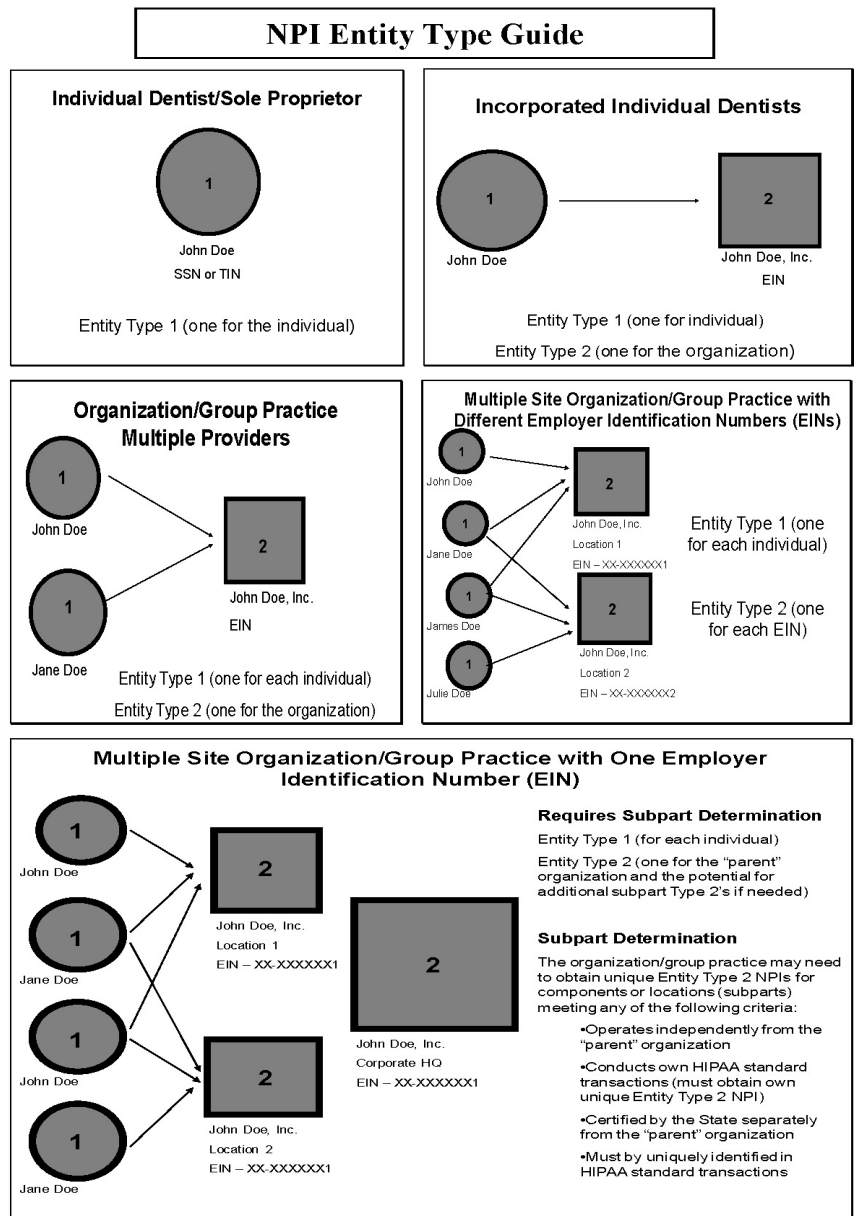
You can apply for an NPI at no charge through CMS' National Plan and Provider Enumeration System website at nppes.cms.hhs.gov.

You can choose to either:

- 1) Apply online and receive your NPI via email in one to five business days or
- 2) Download a printable application and submit by mail; processing takes about 20 business days.

Once you have received an NPI, email a copy of your confirmation to our Dental Provider Relations team at

DentalProviderRelations@regencedental.com and we will update your provider record. If you have questions about NPI, contact your network manager.



Section 7: Filing Provider or Practice Changes

Occasionally, you may need to submit changes to Regence concerning relocation, adding, or changing an employer identification number (EIN) or tax identification number (TIN), adding or terminating an associate or closing a location. To make changes, forms can be found on our website at regencedental.com. For assistance, please contact us at DentalProviderRelations@regencedental.com.

Changes Requiring Notification

Changes to your practice that require notification include:

- Adding dentists to your practice
- Additional offices
- Change of practice name
- Changes to telephone and fax numbers
- Providers leaving the practice
- Relocation
- Retirement/death of provider
- Transfer of ownership (TIN change)

Changes to your status that require immediate written notification include:

- Accreditation
- Certification
- License to practice dentistry suspended or revoked
- Malpractice or an act of professional misconduct as found by a court or arbitrator
- Participation
- Professional liability or malpractice insurance changed or revoked
- Qualification

Submitting Changes

For guidance on how to notify us, please consult the table below:

Type of Change	Method of Submission
Relocation, contact information (telephone, fax, etc.), adding additional practice locations	<i>Provider Information Update Form</i>
Employer Identification Number (EIN) or Taxpayer Identification Number (TIN)	<i>Provider Information Update Form</i> . A new agreement is required to be signed for network participation for the new TIN. Also include a copy of a letter from the IRS (CP 575 or 147c).
Associate dentist/orthodontist who has left your practice	<i>Provider Information Update Form</i>
Add a new associate dentist/orthodontist to your practice	Submit a credentialing application if the provider is not credentialed or submit a <i>Provider Information Update Form</i> for existing providers.
Termination of participation requires 120 days advance written notification	Send a letter of termination on your practice letterhead with a provider's signature, include the Dentist's name, practice address, TIN and network you are terming via email to DentalProviderRelations@regencedental.com



Section 8: Dental Plans and Benefits


The following is an overview of the dental plans offered by or administered by Regence.

Dental Plans Offered or Administered by Regence

Plan/Program	Responsible Payor	Claim Type	Payment Supported by	Provider Customer Service
Expressions	Regence	Dental	Regence	Dental Claims customer service
Medicare Advantage	Regence	Dental	Regence	Dental Claims customer service
FEP	FEP program	Dental	FEP program	FEP customer service

Sample Card

		Preferred Virtual Saver	
Subscriber Name JOHN Q PUBLIC ID NO ZLF123456789		Member Name 00 JOHN Q. PUBLIC	
Group No. 12345678		Copay \$40 Up-Front Visits 4 Med Ded \$4000/\$8000 Med Out-Net Ded \$5000/\$10000 Med OOP Max \$8700/\$17400 Med Out-Net OOP Max \$10000/\$20000 Den Ded \$25/\$75	
RxBIN 610624 RxPCN 02080000 Rx Ded \$250 Rx OOP Max INCL W/ MED			

		www.regence.com Members Call 1 (888) 367-2112 Outside of Area 1 (800) 810 BLUE (2583)	
Members: See your benefit booklet for covered services. Possession of this card does not guarantee eligibility for benefits.		www.regence.com/provider/home Providers Call 1 (800) 253-0838 Pharmacies Call 1 (844) 765-2897 EAP 1 (866) 750-1327	
Hospitals or Physicians: File claims electronically with local Blue Cross and/or Blue Shield Plan.		Regence BlueShield serves select counties in the state of Washington and is an Independent Licensee of the Blue Cross and Blue Shield Association.	

Important note: We use assigned Subscriber identification numbers in place of Social Security numbers. Be sure to use the Member's current identification number when submitting claims to avoid delays in payment.

Section 9: Medicare Advantage

Regence offers the following Member Contracts for its Medicare Advantage Members to choose from during the open enrollment period.




- Medicare Advantage HMO
- Medicare Advantage PPO


These Medicare Advantage Member Contracts cover a limited number of dental services. Any dental service not covered by the Member Contract may be billed at your usual and customary charge. This does not include procedures that would otherwise be covered but are denied due to frequency limitations having been met. **For dental services not covered by the Member Contract, please notify the Member in writing before services are rendered.**

Please be sure to verify eligibility and benefits for all Medicare Advantage Members before rendering services.




Following are samples of ID Cards.


BlueAdvantage HMO Member Sample ID Cards

		BlueAdvantage HMO	
SUBSCRIBER SAMPLE ID NO ZLH123456789		RxBIN 610623 RxPCN 02100000 Issuer (80840)	Card Issue Date: mm/dd/yyyy
00 SUBSCRIBER SAMPLE Group No. 26500014 PCP Name Provider Name PCP/SPEC Copay \$x/\$xx		M D RX V Y Y Y Y	Members: send inquiries to Mail Administrator: Regence BlueShield PO BOX 1827 Medford, OR 97501
		CMS-H1997-009	

		www.regence.com	
Hospitals or Physicians: File claims with local Blue Cross and/or Blue Shield plan/ANSI 837 transaction.		Members Call 1 (855) 522-8896 TTY/TDD Line 711 Nurse Advice24 1 (800) 310-2973 Telehealth Help 1 (877) 375-2603 Providers Call 1 (855) 522-8898 Pharmacies Call 1 (844) 765-6826 VSP Vision Care 1 (844) 872-6065	All urgent and emergent services are covered out-of-network.
This card is for information only and does not certify eligibility or guarantee benefits.		Submit RX Claims to: Rx Claims Processing PO BOX 20970 Lehigh Valley, PA 18002-0970	
Regence BlueShield serves select counties in the state of Washington and is an Independent Licensee of the Blue Cross and Blue Shield Association.		Regence BlueShield serves select counties in the state of Washington and is an Independent Licensee of the Blue Cross and Blue Shield Association.	

MedAdv+Rx Classic PPO

		MedAdv+Rx Classic PPO	
SUBSCRIBER SAMPLE ID NO ZVW123456789		RxBIN 610623 RxPCN 02100000 Issuer (80840)	Card Issue Date: mm/dd/yyyy
00 SUBSCRIBER SAMPLE GroupNo. 26500004 In-Network PCP/SPEC \$xx/\$xx		M D RX V Y Y Y Y	Members: send inquiries to Mail Administrator: Regence BlueShield PO BOX 1827 Medford, OR 97501
		CMS-H5009-008	

		www.regence.com	
Hospitals or Physicians: File claims with local Blue Cross and/or Blue Shield plan/ANSI 837 transaction.		Members Call 1 (800) 541-8981 TTY/TDD Line 711 Nurse Advice24 1 (800) 310-2973 Telehealth Help 1 (877) 375-2603 Providers Call 1 (877) 508-7362 Pharmacies Call 1 (844) 765-6826 VSP Vision Care 1 (844) 872-6065	MEDICARE LIMITING CHARGES APPLY
This card is for information only and does not certify eligibility or guarantee benefits.		Submit RX Claims to: Rx Claims Processing PO BOX 20970 Lehigh Valley, PA 18002-0970	
Regence BlueShield serves select counties in the state of Washington and is an Independent Licensee of the Blue Cross and Blue Shield Association.		Regence BlueShield serves select counties in the state of Washington and is an Independent Licensee of the Blue Cross and Blue Shield Association.	

For Regence eligibility, benefits and claims information visit **avality.com** to access online services or contact the Provider Contact Center at 1(800)253-0838. Information on Medicare compliance, including training, can be found on **regence.com**.

Section 10: Member Information

Verifying Member Eligibility, Benefits and Claim Status

You can obtain Member eligibility, benefits, claims status, maximums, deductibles, service history, allowance information, procedure code information, and orthodontic information via:

- **Availity Essentials:** Participating Dental Providers can access Member information on [Availity Essentials](#) to obtain immediate, up-to-the-minute access to Member information 24 hours a day, 7 days a week.
- **Interactive Voice Response (IVR) System:** Our Customer Service IVR System offers Participating Dental Providers and most Subscribers access to information stored in records and the capability of finalizing Predeterminations for payment via the telephone. This automated system requires a touch-tone telephone and provides an immediate response. **You can choose to listen to the information or, in most instances, request the information by fax.** The IVR system is available to respond to your inquiries 24 hours a day, 7 days a week, except when our databases are undergoing scheduled maintenance.

Confidentiality of Member Information

The privacy rule enacted as part of the Health Insurance Portability and Accountability Act of 1996 (HIPAA) has strengthened the protections already in place at Regence to safeguard our Members' protected health information (PHI). Since the privacy rule applies to Responsible Payors and providers, Regence shares with you the responsibility of protecting privacy. Please see Section VIII of your Agreement for reference to your commitments regarding Member records and PHI confidentiality.

The HIPAA privacy rule allows for Regence to share PHI with other parties without Members' authorization under certain circumstances, including when we have a business relationship with the third-party and to the extent we need to share the information to support treatment, payment, or health care operations, as defined by the privacy rule. If you have questions about the privacy rule, seek advice from your attorney or business counselor.

We are sensitive to concerns about confidentiality and will take every precaution to protect the privacy of your Members' dental records, including validating your provider information when you call us. As your Agreement with Regence states, we may require access to or copies of Members' dental records. Our Members' health plans and insurance policies advise Members of our right to assess and handle their records to support treatment, payment, and health care operations.

Section 11: Predeterminations and Claims

Predeterminations

Download the most current ADA claim form at www.adacatalog.org. To order a hard copy, contact your dental office supplier or software administrator or call the ADA at 1(800)947-4746.

Overview

A Predetermination is a written request by a Participating Dental Provider for verification of benefits prior to rendering services. This request helps us determine how we will process a claim based on a Member's benefits. A Predetermination is not a guarantee of payment but is designed to determine:

- If a service is covered under the Member Contract.
- If the procedure meets our utilization review guidelines and dental policy.
- If any time limitations apply on a procedure.
- The projected estimated payment for the procedure.

Although not required, we recommend you submit a Predetermination for prosthetics and crowns, inlay/onlay restorations, and periodontal services totaling more than \$500 in allowable expenses. Note: FEP does not perform dental Predeterminations.

We process a Predetermination as if it were an actual claim and respond via a pre-treatment estimate. You and the Member will be notified of all approvals and denials.

How to Submit a Predetermination

Complete the most current version of the *ADA Dental Claim Form* as if you were submitting an actual claim for services. Do not enter a date of service on the claim. Remember to:

- Enter an X in Box 1 of the claim form next to "Request for Predetermination/Pre-authorization."
- List only the services to be included in the Predetermination.
- Send the Predetermination electronically.

Completing a Dental Claim Form

Please follow the instructions below to complete the most current *ADA Dental Claim Form*, which you can find on the ADA website or in the most current *ADA Practical Guide to Dental Procedure Codes*. A sample form follows these instructions.

Header Information (blocks 1 and 2)

- 1: Enter an X in the appropriate box to indicate if this claim is a pre-treatment estimate or a claim for actual services rendered.
- 2: Predetermination/Pre-authorization Number is not required.

Other Coverage (blocks 4-11) refers to the possible existence of other medical or dental insurance policies, relevant for Coordination of Benefits.

Policyholder/Subscriber Information (blocks 12-17) documents information about the Insured person (Subscriber), who may or may not be the Member.

Member Information (blocks 18-23) refers to the Member receiving services or treatment.

Record of Services Provided (blocks 24-35) regards the treatment performed or proposed. For a Predetermination of benefits, complete this area in the same way as for an actual service, but omit the date of service. Ten lines are available for reporting.

Authorizations (blocks 36 and 37) are where the Member or Subscriber signs to provide consent for treatment and authorization for direct payment.

Ancillary Claim/Treatment Information (blocks 38-47) asks for additional information regarding the claim and the Member's prior dental history. Some of these questions may be left blank if the service is not orthodontic or prosthetic.

Billing Dentist or Dental Entity (blocks 48-52A) provides information on the dental professionals or group/corporation responsible for billing and receiving payment, which may or may not be the treating dentist. *Block 49 is specific to reporting the associated National Provider Identifier (NPI).*

Treating Dentist and Treatment Location Information (blocks 53-56A) asks for information specific to the provider. Block 54 asks for the treating dentist's NPI. To obtain an NPI, visit the Centers for Medicare & Medicaid Services' National Plan and Provider Enumeration System (NPPES) website at nppes.cms.hhs.gov/NPPES/Welcome.do. *You must submit all claims with your NPI information.*

Billing with a National Provider Identifier (NPI)

If you have a Type 1 NPI (Sole Proprietor), submit your claim using the Type 1 NPI in blocks 49 and 54. If you have a Type 2 NPI (Professional Corporation, Limited Liability Corporation or Incorporated—PA, PC, LLC or INC), submit your claim using the Type 2 NPI in block 49 and the rendering provider's NPI (Type 1) in block 54.

Sample Claim Form

ADA American Dental Association® Dental Claim Form

HEADER INFORMATION																			
1. Type of Transaction (Mark all applicable boxes) <input type="checkbox"/> Statement of Actual Services <input type="checkbox"/> Request for Predetermination/Prauthorization <input type="checkbox"/> EPSDT / Title XIX																			
2. Predetermination/Prauthorization Number					POLICYHOLDER/SUBSCRIBER INFORMATION (Assigned by Plan Named in #3)														
12. Policyholder/Subscriber Name (Last, First, Middle Initial, Suffix), Address, City, State, Zip Code																			
DENTAL BENEFIT PLAN INFORMATION																			
3. Company/Plan Name, Address, City, State, Zip Code																			
13. Date of Birth (MM/DD/CCYY)			14. Gender <input type="checkbox"/> M <input type="checkbox"/> F <input type="checkbox"/> U		15. Policyholder/Subscriber ID (Assigned by Plan)														
OTHER COVERAGE (Mark applicable box and complete items 5-11. If none, leave blank.)					16. Plan/Group Number		17. Employer Name												
4. Dental? <input type="checkbox"/> Medical? <input type="checkbox"/> (If both, complete 5-11 for dental only.)																			
5. Name of Policyholder/Subscriber in #4 (Last, First, Middle Initial, Suffix)																			
PATIENT INFORMATION																			
6. Date of Birth (MM/DD/CCYY)			7. Gender <input type="checkbox"/> M <input type="checkbox"/> F <input type="checkbox"/> U		8. Policyholder/Subscriber ID (Assigned by Plan)			19. Reserved For Future Use											
9. Plan/Group Number					10. Patient's Relationship to Person named in #5 <input type="checkbox"/> Self <input type="checkbox"/> Spouse <input type="checkbox"/> Dependent <input type="checkbox"/> Other														
11. Other Insurance Company/Dental Benefit Plan Name, Address, City, State, Zip Code																			
21. Date of Birth (MM/DD/CCYY)			22. Gender <input type="checkbox"/> M <input type="checkbox"/> F <input type="checkbox"/> U		23. Patient ID/Account # (Assigned by Dentist)														
RECORD OF SERVICES PROVIDED																			
24. Procedure Date (MM/DD/CCYY)	25. Area of Oral Cavity	26. Tooth System	27. Tooth Number(s) or Letter(s)	28. Tooth Surface	29. Procedure Code	29a. Diag. Pointer	29b. Qty	30. Description		31. Fee									
1																			
2																			
3																			
4																			
5																			
6																			
7																			
8																			
9																			
10																			
33. Missing Teeth Information (Place an "X" on each missing tooth.)					34. Diagnosis Code List Qualifier <input type="checkbox"/> (ICD-10 = AB)			31a. Other Fee(s)											
1	2	3	4	5	6	7	8	9	10	11	12	13	14	15	16	34a. Diagnosis Code(s) A _____ C _____			
32	31	30	29	28	27	26	25	24	23	22	21	20	19	18	17	(Primary diagnosis in "A") B _____ D _____		32. Total Fee	
35. Remarks																			
AUTHORIZATIONS					ANCILLARY CLAIM/TREATMENT INFORMATION														
36. I have been informed of the treatment plan and associated fees. I agree to be responsible for all charges for dental services and materials not paid by my dental benefit plan, unless prohibited by law, or the treating dentist or dental practice has a contractual agreement with my plan prohibiting all or a portion of such charges. To the extent permitted by law, I consent to your use and disclosure of my protected health information to carry out payment activities in connection with this claim.					38. Place of Treatment <input type="checkbox"/> (e.g. 11=office; 22=O/P Hospital) (Use "Place of Service Codes for Professional Claims")			39. Enclosures (Y or N) <input type="checkbox"/>											
<input checked="" type="checkbox"/> Patient/Guardian Signature _____ Date _____					40. Is Treatment for Orthodontics? <input type="checkbox"/> No (Skip 41-42) <input type="checkbox"/> Yes (Complete 41-42)		41. Date Appliance Placed (MM/DD/CCYY)												
37. I hereby authorize and direct payment of the dental benefits otherwise payable to me, directly to the below named dentist or dental entity.					42. Months of Treatment		43. Replacement of Prosthesis <input type="checkbox"/> No <input type="checkbox"/> Yes (Complete 44)		44. Date of Prior Placement (MM/DD/CCYY)										
<input checked="" type="checkbox"/> Subscriber Signature _____ Date _____					45. Treatment Resulting from <input type="checkbox"/> Occupational illness/injury <input type="checkbox"/> Auto accident <input type="checkbox"/> Other accident														
48. Name, Address, City, State, Zip Code					46. Date of Accident (MM/DD/CCYY)			47. Auto Accident State											
BILLING DENTIST OR DENTAL ENTITY (Leave blank if dentist or dental entity is not submitting claim on behalf of the patient or insured/subscriber.)					TREATING DENTIST AND TREATMENT LOCATION INFORMATION														
49. NPI					50. License Number		51. SSN or TIN												
52. Phone Number () -					52a. Additional Provider ID			57. Phone Number () -											
53. I hereby certify that the procedures as indicated by date are in progress (for procedures that require multiple visits) or have been completed.					54. NPI					55. License Number									
<input checked="" type="checkbox"/> Signed (Treating Dentist) _____ Date _____					56. Address, City, State, Zip Code			56a. Provider Specialty Code											
58. Additional Provider ID					58. Additional Provider ID														

Section 12: Coordination of Benefits (COB)

Determining the Primary Responsible Payor

The following rules applicable shall be used by Regence to determine the primary Responsible Payor.

1. The plan that covers the person as an employee or Member, other than as a Dependent, is determined to be primary before the dental plan that covers the person as a Dependent.

However, if the person is also a Medicare beneficiary, Medicare is secondary to the dental plan covering the person as a Dependent of an active employee. The order in which Dental Benefits are payable will be determined as follows:

Responsible Payor #1: Dental Benefits of a plan that covers a person as an employee, primary Member or Subscriber.

Responsible Payor #2: Dental Benefits of a plan of an active employee that covers a person as a Dependent.

Responsible Payor #3: Medicare benefits.

2. When two or more dental plans cover the same child as a Dependent of different parents:
 - a. The Dental Benefits of the plan of the parent whose birthday month and day, excluding the year of birth, falls earlier in a year should be applied before the dental plan benefits of the parent whose birthday month and day, excluding the year of birth, falls later in the year; but
 - b. If both parents have the same birthday, the Dental Benefits of the plan that has covered the parent for the longest are determined before those of the plan that has covered the parent for the shorter period of time.

However, if one of the plans does not have a provision that is based on the birthday of the parent, but instead on the gender, this results in each plan determining its benefits before the other, and the plan that does not have a provision based on a birthday will determine the order of Dental Benefits.

3. If two or more dental plans cover a Dependent child of divorced or separated parents, Dental Benefits for the child are determined in this order:

Responsible Payor #1: the plan of the parent with custody of the child.

Responsible Payor #2: the plan of the spouse of the parent with custody of the child.

Responsible Payor #3: the plan of the parent not having custody of the child.

However, if the specific terms of a court decree make one parent financially responsible for the dental care expenses of the child, and if the entity obliged to pay or provide the Dental Benefits of the dental plan of that parent has actual knowledge of those terms, the Dental Benefits of that plan are determined first. This does not apply with respect to any claim determination period or dental plan year during which any Dental Benefits are actually paid or provided before that entity has the actual knowledge.

4. The Dental Benefits of a dental plan that covers a person as an employee other than as a laid-off or retired employee, or as a Dependent of such a person, are determined before those of a dental plan that covers that person as a laid off or retired employee or as a Dependent of such a person. If the other dental plan is not subject to this rule, and if, as a result, the dental plans do not agree on the order of Dental Benefits, this paragraph shall not apply.
5. If an individual is covered under a COBRA continuation plan and also under another group dental plan, the following order of benefits applies:

Responsible Payor #1: The dental plan which covers the person as an employee or as the employee's Dependent.

12: Coordination of Benefits (COB)

Responsible Payor #2: The coverage purchased under the dental plan covering the person as a former employee, or as the former employee's Dependent provided according to the provisions of COBRA.

6. FEP follows NAIC guidelines for determining primary.

If none of the above rules determines the order of Dental Benefits, the Dental Benefits of the plan that has covered the employee, Member or Insured the longest period of time are determined before those of the other dental plan.

Coordination of Benefits Shall not be Permitted Against the Following Types of Policies

1. Indemnity
2. Excess insurance
3. Specified illness or accident
4. Medicare supplement
5. We do not coordinate with State plans (Medicaid)

Determining Your Member's Liability in a COB Situation

If the Regence plan is the secondary plan in accordance with the order of benefits determination rules outlined above, the benefits of the plan will be reduced when the sum of:

1. The benefits that would be payable for the allowable expense under Regence in the absence of this COB provision; and
2. The benefits that would be payable for the allowable expense under the other plans, in the absence of provisions with a purpose like that of this COB provision, whether or not a claim is made, exceeds those allowable expenses in a claim determination period. In that case, the benefits of Regence will be reduced so that its benefits and the benefits payable under the other plans do not total more than those allowable expenses.

When the benefits of Regence are reduced as described above, each benefit is reduced in proportion. It is then charged against any applicable benefit limit of the Plan.

Helpful Tips

In situations where you believe your Member may be covered by more than one Responsible Payor, the following hints may help you manage the claim more efficiently:

- Determine your Member's primary Responsible Payor and submit the claim to that Responsible Payor first.
- Submit the primary Responsible Payor's Explanation of Benefits (EOB) to the secondary Responsible Payor (even if both Responsible Payors are Blue Cross Blue Shield plans).
- Always calculate your Member's liability by claim line rather than by using the total claim payment amount, waiting until all insurance payments have been made.
- Remember that the secondary Responsible Payor's EOB may not correctly reflect the Member's balance and that the Member's liability may be affected by contracts that you hold with the primary carrier.

Section 13: Reimbursement

Overview

Regence will always reimburse claim payments for covered Members directly to the Participating Dental Provider.

Services That Are Not Covered

In accordance with the Regence agreement, Participating Dental Providers agree to accept as payment in full the lesser of either their Billed Charges or the Dental Allowable Amount for dental services provided under the applicable dental program, less any applicable Member Cost-Share. You may not bill the Member for the difference between the allowed amount and your Billed Charges, except in these instances:

- **The procedure is non-covered.** If a service is not considered an eligible service under the Member's benefit plan (i.e., it is not listed on the fee schedule of allowances), you can collect your fees. You should verify with Regence that services are covered; for any that are non-covered, please inform the Members that they will be responsible for your Billed Charges. Please note that your Participating Dental Agreement imposes additional conditions on billing of Members for any services that are not Necessary Dental Care or which are experimental/investigational, including the requirement to first obtain a written waiver of informed consent in advance from the Member.
- **A Member has exhausted their annual maximum benefit and any roll-over benefit, if applicable.** In this instance, you can collect your full fee (subject only to the Participating Dental Agreement's preconditions for billing of any services that are not Necessary Dental Care or experimental/investigational). Please verify that the Member has exhausted all benefits and inform them of their responsibility for your actual charge.

Here is an example of how we calculate the Member's Cost-Share for a Non-Reimbursable Service:

Procedure Code	Your Charge	Coverage Level	Allowed Amount	Member Cost-Share
D0460	\$50	0%	\$0	\$50

Coinsurance

If the Member's dental plan covers a procedure at less than 100%, the Member is responsible for the difference between what we pay and the allowed amount, as shown in this example:

Procedure Code	Benefit Type	Coverage Level	Allowed Amount	Member's Coinsurance
D2150	Basic	80%	\$100	\$100 x 20% = \$20

The Member's Coinsurance is based on a percentage of your Regence applicable Dental Allowable Amount and the Member's benefit structure. The Member is responsible for all Non-Reimbursable Services. You can collect the Member's Coinsurance at the time of the visit or bill the Member after you receive payment from us.

Deductibles

Generally, the Deductible applies annually with a per-Member amount that cannot exceed a family total maximum for the benefit period. Any Member Cost-Share that applies toward the Deductible shall be based upon the provider’s usual charge or the Dental Allowable Amount, whichever is less, as shown in this example:

Member’s Yearly Deductible	Your Charge	Allowed Amount	Member Cost-Share Applied Toward Deductible
\$50	\$30	\$25	\$25

Common Reasons for Non-Payment

To familiarize yourself with Regence’s reimbursement requirements, please refer to the list below of messages commonly found on dental remittances to explain non-payment:

- No payment can be made. The reported procedure is covered once in a 3-year period. Benefits have been provided previously for a similar service within this time period.
- No payment can be made. The Member’s coverage does not provide for this service.
- No payment can be made. The reported service is covered twice in a contract year period.
- No payment can be made. The maximum benefit amount available under the Member’s coverage has been paid. **IF THIS HAS OCCURRED, YOU MAY BALANCE BILL THE MEMBER.**
- No payment can be made. An incomplete dental claim has been received in our office. Please submit a *Dental Claim Form* with the tooth number(s) for the procedure(s) reported, include x-ray(s), periodontal charting and any narrative if required.
- This Member cannot be identified from the identification number reported above. Please verify the name and number shown on the ID card. If the Member is covered, please resubmit the claim.
- No payment can be made. This service is subject to a waiting period as required under the Member’s coverage.
- The maximum allowance for bitewing radiographs (x-rays) has been paid.

If you have any questions about your remittance, please call the Provider Contact Center at 1(800)253-0838, Monday through Friday, from 6:00 a.m. to 5:00 p.m. PT.

How to Access the Regence Dental Fee Schedules

Fee schedule information can be found on the dental provider page under Provider Tools & Resources>Plan Information and Documents at regencedental.com. For FEP fee schedules, call the FEP Customer Service Center at 1(877)668-4651. If you have questions about a fee schedule, please contact your network manager, indicating the Plan name.

Sample Dental EOB

PROVIDER: [REDACTED] TIN: XXXXXX [REDACTED] PROVIDER #: [REDACTED] DATE: 06/19/23 PAGE 1 OF 2

FIRST DATE OF SVC	LAST DATE OF SVC	NUM OF SVCS	PL OF SVC	PROCEDURE CODE	TOOTH NUMBERS/SURFACES	PROVIDER CHARGE	ALLOWANCE	NON-CHARGEABLE AMOUNT	NON-CHG CODE	SUBSCRIBER LIABILITY AMOUNT	SUB LIAB CODE	OTHER INSURANCE AMOUNT	AMOUNT(S) PAID TO PROVIDER	AMOUNT(S) PAID TO SUBSCRIBER	MESSAGE CODE(S)	CLAIM NUMBER				
PATIENT ACCT #: TESTCASE1-RFP PATIENT: DFTEST SUB TESTUATTETONHG ID NUMBER: [REDACTED] APPL/SUB NAME: DFTEST SUB TESTUATTETONHG																				
06/01/23	06/01/23	1	0	02140	02/0	45.00	45.00			45.00	A1				X5018 J9758	23142222010				
CLAIM TOTALS													.00		45.00	.00	.00			MEN/FLN 888
PATIENT ACCT #: TESTCASE1-RFP PATIENT: DFTEST SUB TESTUATTETONHG ID NUMBER: [REDACTED] APPL/SUB NAME: DFTEST SUB TESTUATTETONHG																				
06/01/23	06/01/23	1	0	02140	02/0	45.00		45.00	07						HS152A J9758	23146218500				
CLAIM TOTALS													45.00		.00	.00	.00			MEN/FLN 888
CLAIM SPECIFIC MESSAGE(S): H5152A No payment can be made. This is a duplicate service that was reported and processed on claim number 23142222010.																				
PATIENT ACCT #: [REDACTED] PATIENT: DFTEST OAC TESTUATTETONAZZ ID NUMBER: [REDACTED] APPL/SUB NAME: DFTEST SUB TESTUATTETONAZZ																				
05/08/23	05/08/23	1	0	00150		50.00	50.00						50.00		J7060 J9758	23011355500				
CLAIM TOTALS													.00		.00	.00	50.00	.00		MEN/FLN 140
PATIENT ACCT #: [REDACTED] PATIENT: DFTEST SUB TESTUATTETONII ID NUMBER: [REDACTED] APPL/SUB NAME: DFTEST SUB TESTUATTETONII																				
06/05/23	06/05/23	1	0	03460	16	2225.00									VOID J9758	23011355502				
06/01/23	06/01/23	1	0	00220		15.00	15.00						15.00		J7010 J9758					
CLAIM TOTALS													.00		.00	.00	15.00	.00		MEN/FLN 140

EOB TOTALS: TOTAL SUBSCRIBER PAYMENTS = 0.00 TOTAL PROVIDER PAYMENTS = 665.00 PAYMENT NUMBER: 20075621																				
MESSAGE(S): J7010 We are making payment for this previously processed claim. This payment represents our total responsibility for this service. We regret any inconvenience.																				

EXPLANATION OF BENEFITS

1105-P DC000236

Current Dental Terminology © American Dental Association. All rights reserved.

Section 14: Handling Overpayment Requests

Overview

Occasionally, Regence may overpay a dental claim. Some reasons for overpayment include:

- Processing under an incorrect procedure code;
- Paying a claim for a Member who is not a patient of record with the provider's office; or
- Paying a claim without coordinating benefits.

In these circumstances, we are required to correct the action and issue a request for refund (invoice) to the provider, which includes information needed for the provider to refund the Responsible Payor for the overpayment.

This section does not apply to FEP overpayments. If you discover an overpayment, please call the Provider Contact Center at 1(800)253-0838, Monday through Friday, from 6:00 a.m. to 5:00 p.m. PST.

If You Receive a Request for Refund

If you receive a letter requesting a refund, please:

- Make a copy of the letter and include it with your refund.
- **Make the check payable to REGENCE BLUESHIELD.**
- To ensure prompt and accurate posting, send your payment within fifteen (15) days of receipt to the address listed on the letter.

Please note: If payment is not received by the invoice due date, the Responsible Payor will collect the money by deducting the overpaid amount from future payments made to you by the Responsible Payor. This is called an offset. These payments may be deducted from different claims for claimants other than those who incurred the overpayment.

If You Discover an Overpayment

If you discover that Regence has overpaid you, please call the Provider Contact Center at 1(800)253-0838 and provide the amount of the claim, the claim number, and the Member ID number. The representative will confirm the overpayment and, if necessary, have a request for refund mailed to your office. After that, you may do one of the following:

- Cash the check and wait for the request for refund letter, then follow the steps above for "If You Receive a Request for Refund."
- Return the check. To ensure we credit the refund to the appropriate account, we recommend that you wait for the request for refund letter to arrive and attach it to the check you are returning.

Section 15: Orthodontic Services

Orthodontic Claim Submission Guidelines

Orthodontia is a separate benefit from other dental services. Check the Member's benefits to determine whether it is a covered service. Orthodontia for periodontal reasons is covered only if the Member has orthodontic benefits. Please access Availity Essentials prior to treatment to determine if your Member has orthodontic benefits.

Note: Orthodontia services do not have a fee schedule. Members with an orthodontic benefit have a dollar benefit maximum. This information, if applicable, is available in an Eligibility and Benefits Inquiry on Availity Essentials.

You can bill the total orthodontia treatment cost up-front without the breakdown of payments, **except when treatment was received prior to eligibility or probation:**

Notes related to the above exception:

- Submit claims electronically using valid orthodontic codes along with the following information in the Claims Notes or Remarks section:
 - Banding date
 - Total treatment charge
 - Monthly payment amount
 - Estimated length of treatment
 - Initial banding fee or down payment
 - Orthodontic treatment that started before the Member's effective date with Regence will be reimbursed in proportion to the time remaining in treatment.

Example: If a Member's effective date with Regence is in the 6th month of a 24-month course of treatment, payment will be prorated to the 18 months in which they became eligible. This payment, when combined with any payment made by a previous insurance carrier, cannot exceed the total billed amount.

Note: Orthodontia benefits for some groups are structured to pay for periodic treatment visits, as indicated in the Member's benefits. If you are not able to submit electronic claims for periodic treatments and the payment received for your initial claim is not equal to the amount of the Member's available orthodontia benefit, please submit monthly or quarterly visit claims until benefits are exhausted. The last claim for treatment must indicate the date that the Member was de-banded.

Section 16: General Policies and Procedures

Quality and Utilization Review

While we continue to conduct utilization review on submitted claims, as a Participating Dental Provider we no longer require submission of radiographs or periodontal charting, except in specific cases or unless requested by the Plan.

From time to time, we may request that your practice participate in Utilization Management Programs that may include an onsite review of facilities, onsite review of dental records, providing copies of Member dental records, audit of dental records, dental care evaluation studies, practice pattern studies and/or analysis based on claims data.

Necessary Dental Care

Our Member Contract or guide to benefits specify that all dental care—including services, procedures, supplies, and appliances—must be “necessary and appropriate to diagnose or treat (the) dental condition.” Necessary and appropriate care must meet these criteria:

- The care must address the prevention, diagnosis and/or treatment of oral disease, decayed or fractured teeth, or a supporting structure weakened by disease (including periodontal, endodontic and related diseases);
- The care must be furnished in accordance with standards of good dental practice;
- The care must be provided in the most appropriate site and at the most appropriate level of services based upon the Member’s condition;
- The care must not be provided solely to improve a Member’s condition beyond normal variation in individual development and aging, including improving physical appearance that is within normal individual variation;
- The care must be as beneficial as any established alternative; and
- The care must not be solely for the Member’s or dentist’s convenience.

Section 17: Appeals and Grievances

If we deny payment of a claim, you have the right to request an Appeal. The Appeal must be in writing and received by Regence within a specific time period of the denial, depending on the Member's plan. We will immediately acknowledge the Appeal and respond in writing within a specific period, depending on the Member's plan. You may request an expedited Appeal if you feel that any delay would prevent a Member from receiving urgently needed services. Appeal information can be submitted using the *Provider Appeal Form*, located on the **regence.com** website.

Commercial Plan (excluding FEP and Medicare Advantage) Appeals must be mailed to:

Dental Customer Service
Appeals
P.O. Box 69437
Harrisburg, PA 17106-9437

Federal Employee Program (FEP) Appeals must be mailed to:

Regence - FEP
P.O. Box 1388
Lewiston, ID 83501-9998

The following information must be submitted with the *Provider Appeal Form* or the written description of the issue(s) on Appeal:

- i. A detailed description of the disputed issue(s);
- ii. The basis for disagreement with the decision; and
- iii. All evidence and documentation supporting your position.

Medicare Advantage Appeals must be mailed to:

Medicare Advantage/Medicare Part D
Appeals and Grievance B32AG
PO Box 1827
Medford, OR 97501

The following information must be submitted with the *Provider Appeal Form* or the written description of the issue(s) on Appeal:

- i. A detailed description of the disputed issue(s);
- ii. The basis for disagreement with the decision; and
- iii. All evidence and documentation supporting your position.

Invalid Appeals

Examples of invalid Appeals where an Appeal should not be initiated:

- Claim was processed incorrectly.
- Issue qualifies for an exception (for example, due diligence or a misquote).
- Claim is not clean.
- Issue qualifies as a quality of care, quality of service, and/or a quality of providers complaint (for example, provider is billing for services the Member believes were not performed).
- Exception payment request.

Who Can Receive the Appeal Determination

The following may receive an Appeal determination:

- The treating provider
- The Member (the Member who received or will receive services)
- The parents of a minor child of an intact family
- The Member's authorized representative—requires a valid disclosure authorization from the Member.

Appeal Timeline

In general, a provider or authorized representative has 180 days from the EOB print date for denied claims, date on an adverse denial letter with Appeal rights language, to file a Member Appeal. Specific timelines are in the Appeals section of the Member Contract.

Note: Generally, for timeline calculations, 180 days is used from the print date of the EOB. There is a five-business day grace period to allow for mailing and processing.

Timeframes

An internal level adverse determination Appeal or dispute for our Members must be submitted in writing within the following timeframes:

- Washington providers (select counties): Within 24 months after payment of the claim or notice that the claim was denied or within 30 months for claims subject to Coordination of Benefits.

Section 18: Provider Contract and Credentialing Termination Appeals

A contracted Participating Dental Provider may initiate an Appeal of a contract termination decision made by Regence through the provider contract termination Appeal process.

You may also Appeal the decision of a denied credentialing application decision made by the dental credentialing committee by submitting a written notice of Appeal and any relevant material you feel pertinent to the decision.

To request an Appeal, you must send a written request to the Dental Provider Relations team at the address listed below within thirty (30) business days of receipt of the termination notification.

By mail:

Provider Contract or Credentialing Termination Appeal
Attention: Provider Relations
P.O. Box 45132
Jacksonville, FL 32232-9902

The following information must be submitted with the *Provider Appeal Form* or the written description of the issue(s) on Appeal:

- i. A detailed description of the disputed issue(s);
- ii. The basis for disagreement with the decision; and
- iii. All evidence and documentation supporting your position.
- iv. Your requested outcome

Additional Information Regarding the Provider Contract Termination Appeals Process

Provider Status During a Contract Termination Appeal

You will continue as a Participating Dental Provider; however, you will be temporarily removed from all provider directories and any pending action by us is put in abeyance until the Appeal is resolved and a final decision is made. If, however, the basis for the termination decision relates to the health, safety or welfare of our Members, or if we have exercised our right to immediately terminate the provider contract for reasons allowed by the provider contract, your participation status will be terminated for the duration of the Appeal process and reinstated only if you prevail during the provider contract termination Appeal process.

The Data Bank Reportable Actions

We are required by law to report certain adverse actions or decisions against you to the data bank. If our termination decision stands, either by virtue of you choosing not to Appeal or if the decision is upheld by the Appeals panel, we may be obligated to report this termination to the data bank, as applicable. You may not “self-term” to avoid being reported to the data bank. Additional information on these reporting requirements is available on the data bank website, at npdb.hrsa.gov.

Section 19: Federal Employee Program (FEP)

Overview

The Federal Employee Program (FEP) is a nationwide federal employee program. Claims and customer service functions are administered through Regence. The FEP membership card is identified by the following enrollment codes:

Note: Blue Focus does not have Dental Benefits, but providers may see these enrollment codes on member ID cards.

ID Card Enrollment Code	Member's Plan
104	Standard Option Individual Policy
105	Standard Option Family Policy
106	Standard Option Self Plus One
111	Basic Option Individual Policy
112	Basic Option Family Policy
113	Basic Option Self Plus One

Participating Dental Providers should always verify Member eligibility first by going to Availity Essentials or the IVR. If the information is not available on Availity Essentials or IVR, you can call the FEP Customer Service Center at 1(877)668-4651.

Regence BlueShield is responsible for servicing and recruiting the Participating Dental Network for FEP, and for ensuring the accuracy of the online provider directory and the provider file used for claims processing.

Participating Dental Providers must provide care to Members of both the FEP Basic Option and Standard Option plans. You can determine which plan a Member has by looking at the ID card (see samples on the following page). The card will have a unique ID number beginning with an "R" to indicate FEP, as well as one of the enrollment codes listed above.



Highlights of Basic and Standard Options


Note: FEP refers nationally to the established allowance for a procedure (the amount you agree to accept as payment in full) as the maximum allowable charge (MAC).

Features of Basic and Standard Options

- The Basic and Standard Options have separate lists of Covered Services.
- For procedures on both lists, the MAC is the same.
- For procedures not covered under either option, you may charge your usual fee.
- Neither plan requires payment of a Deductible.
- You can obtain a benefit brochure through **fepblue.org**
- The Customer Service for both options is: 1(877)668-4651
- For prior approval requirements, please visit **regence.com**



Basic Option


 BlueCross BlueShield Government-Wide Service Benefit Plan Federal Employee Program		 Basic	www.fepblue.org
Member Name	www.fepblue.org		
I M Sample			
Member ID	R99999999		
Enrollment Code	112	RxIIN	610239
Effective Date	01/01/2008	RxPCN	FEPRX
		RxGrp	65006500

 BlueCross BlueShield Federal Employee Program		www.fepblue.org
This card is used to obtain covered benefits under the Blue Cross and Blue Shield Service Benefit Plan Basic Option. You MUST use Preferred providers to get benefits.		
Customer Service:	1-800-522-5566	
Precertification:	1-800-255-2042	
Mental Health/ Substance Abuse:	1-800-554-9504	
Retail Pharmacy:	1-800-624-5060	
Blue Health Connection:	1-888-258-3432	
Assistance Overseas Call Collect:	1-804-673-1678	
BlueCross and BlueShield of Geography An independent licensee of the BlueCross and BlueShield Association.		

Basic Option identified by a 111, 112, or 113

Standard Option

 BlueCross BlueShield Government-Wide Service Benefit Plan Federal Employee Program.		 Standard
Member Name	www.fepblue.org	
JONATHAN Q DOE		
Member ID	RXXXXXXXXX	
Standard Option Enrollment Code	104	
Effective Date	01/01/XXXX	Deductible Individual \$350
RxIIN	610239	Out-of-Pocket Maximum
RxPCN	FEPRX	In-Network Out-of-Network
RxGrp	65006500	Individual \$6000 \$8,000

 BlueCross BlueShield Federal Employee Program.		www.fepblue.org/contact-us
This card is used to obtain covered benefits under the Blue Cross and Blue Shield Benefit Plan Standard Option.		
Precertification:	receive from ID card file	
Retail Pharmacy:	800-624-5060	
Mail Service Pharmacy:	800-262-7890	
Specialty Drug Pharmacy:	888-346-3731	
Overseas Assistance Center:	804-673-1678	
Nurse Line:	888-258-3432	
General Information:	800-411-BLUE(2583) (Members Only)	

Standard Option identified by a 104, 105, or 106

Coordination of Benefits

As explained in the Coordination of Benefits (COB) section, COB involves two or more Responsible Payors working together to share the cost of health care expenses, with one plan identified as primary (this plan pays first) and the other plan as secondary (this plan pays second). COB allows Responsible Payors to help manage the cost of health care by avoiding payment of more than the total reasonable expenses incurred.

When FEP is the secondary Responsible Payor, we will adhere to these guidelines:

- We will pay the difference between the primary Responsible Payor's payment and the lower of the MAC allowance or the dentist's charge.
- If the primary Responsible Payor's payment is equal to or greater than the MAC allowance, FEP will not owe a payment. If the primary Responsible Payor's payment is less than our allowance, we will coordinate and process up to the fee schedule not to exceed the MAC.

19: Federal Employee Program (FEP)

Whether FEP is the primary or secondary Responsible Payor, you may not bill Members for the difference between your charges and the MAC. Whenever you bill the secondary plan, always attach a copy of the primary Responsible Payor's EOB.

How to File a Claim

When filing claims for FEP Basic and Standard plan Members, please do the following:

- Include the policy Subscriber's ID number—an R followed by eight digits—in block 15 of the 2012 ADA claim form.
- Electronic claim submission is required for FEP. Claims can be billed through the vendor or Availity Essentials. [Register](#) for Availity Essentials access.
- Include the Member's ID number, not the Social Security number (the SSN is longer than the ID number).

FEP Reimbursement

Please see the tables below for examples of services covered under the Standard Option and Basic Option.

- The Standard Option codes listed are those reimbursed by the plan. You can bill Standard Option Members up to your MAC less the Standard Option Fee Schedule.
- You can bill Basic Option Members the \$30 Copayment for Covered Services and your charge for any services not covered under the Basic Option.
- Please note age limits: Patients are considered children up to age 13; ages 13 and older are considered adults.

ADA Code	Narrative	Standard Option	
		Up to Age 13	Age 13+
CLINICAL ORAL EVALUATIONS			
D0120	Periodic oral evaluation* ¹		
D0140	Limited oral evaluation ¹		
D0150	Comprehensive oral evaluation ¹		
RADIOGRAPHS			
D0210	Intraoral complete series (seven or more films, including bitewings) ²		
* Limited to two per person per calendar year ¹ Basic Option benefits limited to a combined total of two evaluations per person per calendar year for D0120 & D0150 ² Basic Option benefits limited to one series every five years for D0210			

ADA Code	Narrative	Standard Option	
		Up to Age 13	Age 13+
PALLIATIVE TREATMENT			
D9110	Palliative (emergency) treatment of dental pain – minor procedure		

19: Federal Employee Program (FEP)

D2940	Sedative filling		
PREVENTIVE			
D1110	Prophylaxis – adult	N/A	
D1120	Prophylaxis – child		
D1206	Topical application of fluoride varnish		
D1208	Topical application of fluoride – excluding varnish		
D1351	Sealant – per tooth, first and second molar only (<i>once per tooth for children up to age 16</i>) FOR BASIC OPTION ONLY		
D1352	Preventive Resin Restoration in a Moderate to High Caries Risk Member – Permanent Tooth – Children ages 0-15		

Reconsideration of an FEP Claim

Step 1 To request reconsideration of a claim decision you must:

- a) Write to the local plan within 6 months from the date of the decision; and
- b) Send your request to the address shown on your explanation of benefits (EOB) form for the local plan that processed the claim; and
- c) Include a statement about why you believe the initial decision was wrong, based on specific benefit provisions; and
- d) Include copies of documents that support your claim, such as physicians' letters, operative reports, bills, dental records, and EOB forms.

The local plan will provide you, in a timely manner, with any new or additional evidence considered, relied upon, or generated at its direction in connection with the claim and any new rationale for the claim decision. The local plan will provide you with this information sufficiently in advance of the date that it is required of the reconsideration decision to allow you a reasonable opportunity to respond before that date. However, the local plan's failure to provide you with new evidence or rationale in sufficient time to allow you to timely respond shall not invalidate its decision on reconsideration.

Step 2 In the case of a post-service claim, the local plan has 30 days from the date they receive your request to:

- a) Pay the claim or
- b) Write to you and maintain its denial or
- c) Ask you or your Member for more information.

You or your Member must send the information so that we receive it within 60 days of our request. The local plan will then decide within 30 more days.

If the local plan does not receive the information within 60 days, a decision will be made within 30 days of the date the information was due.

The decision will be based upon the information already on file. The local plan will provide a written response regarding its decision.

Section 20: Administrative Services Only (ASO) and RGA

Administrative Services Only (ASO)

Regence administers medical, dental and prescription benefits for self-funded group plans, in addition to fully insured individual and group plans. Self-funded groups establish their own benefits, and Regence is the third-party administrator that provides administrative services for their benefit plans. Due to this, self-funded groups customize their plans and may not be subject to Regence's administrative guidelines. We have a dedicated service center that administers benefits for all self-funded groups in Regence's service area.

Identifying Members

The back of the Member ID card will include two key pieces of information to help you identify ASO Members:

- A disclaimer explaining that Regence provides administrative services is in the lower left corner on the back of their Member ID card. The disclaimer states that "Regence provides administrative claims payment services only and does not assume any financial risk or claims."
- The Provider Contact Center number listed on the back of the card will be 1(866)227-0913 for the ASO Service Center.

Obtaining Pre-authorization

View our Pre-authorization lists and requirements. Our lists indicate which services are Pre-authorized by us and which are administered by one of our partners.

If Pre-authorization is required by Regence, submit requests using the Electronic Authorization application on [Availity Essentials](#).

Verifying Eligibility, Benefits and Claims Information

We require physicians, dentists, other health care professionals and facilities to use Availity Essentials to access eligibility, benefits and claims-related information, such as payment details and vouchers. Some self-funded groups utilize month-to-month eligibility. Availity Essentials will refer you to our Provider Contact Center if the Member is on a month-to-month eligibility plan.

Submitting Claims

Claims for ASO Members should be submitted to us electronically, along with your other Regence Members.

Receiving Vouchers and Payment

Receive your payment vouchers electronically via an ANSI 835 transaction. View vouchers online using the remittance viewer on Availity Essentials.

Questions

If you have questions, please contact our Provider Contact Center at 1(866)227-0913.

Regence Group Administrators (RGA)




Regence Group Administrators (RGA) provides third-party administrative services to self-funded employer groups. RGA's self-funded employer group Members may utilize our Participating Dental Networks.

Members may live in or travel to our service area and seek services from you.

Identifying RGA Members

The front of the Member ID card includes the:

- RGA logo or
- National Account BlueCross BlueShield logo

			
Employee Name: JOHN SAMPLE Employee ID: SMPL0001		Dependent(s): JANE SAMPLE JIMMY SAMPLE	
ABC COMPANY, INC. Group Number: 020124 RxID SMPL0001 RxBIN 123456 RxPCN ABC RxGRP ABC		Generic Rx \$10 Preferred Rx \$20 Non-Preferred Rx \$40	
Medical Deductible In-Network Out-Network \$750/\$2000 \$900/\$2500 Medical/Rx OOP \$4000/\$10000 \$8000/\$20000		Regence contracted providers: Please submit EDI claims to Availity, using payer ID RGA01 or paper claims to the address below.	
Medical and Dental Network		Other providers: Please submit claims to your local BlueCross BlueShield Plan for BlueCard processing. Call your local Plan for questions on claims.	
		Send Dental claims and inquiries online through your RGA Member Portal or by mail to the Mail Administrator at: PO Box 52890 Bellevue, WA 98015-2890	
		Important - Preauthorization may be a plan requirement. To avoid potential benefit penalties, call Customer Care.	
		RGA provides administrative claims payment services only and does not assume any financial risk or obligation with respect to claims. For dental coverage, you may use the RGA Dental Network.	
		This card is not an authorization for services or a guarantee of payment.	
		Pharmacy benefits administrator	
		www.accessrga.com Customer Care: 866-738-3924 Provider Locator: 800-810-2583 Eligibility: 800-676-2583 Costco Health Solutions*: 877-908-6024 Maternity Line: 888-747-2829 *Contracts directly with group	

Obtaining Pre-authorization, Eligibility, Claims Status or Answers to Other Inquires

Obtain this information by:

- Using RGA's secure Provider Services Portal.
- Contacting RGA's Customer Service department at 1(866) 738-3924.

Notes:

- Access RGA Member information on Availity Essentials.
- Select "Regence Group Administrators" to submit eligibility and claim status inquires.
- **Availity Essentials Payer ID for Regence Group Administrators:**
 - Use **RGA01** when submitting 270 and 276 transactions to Availity Essentials
- Please contact RGA to obtain Pre-authorization information for RGA Members. RGA employer group's Pre-authorization requirements differ from Regence's requirements. Self-funded plans typically have more stringent authorization requirements than those for fully Insured health plans.

Submitting Claims to RGA

Submit claims to RGA electronically or via paper.

- **Electronically:** Submit claims directly on [Availity Essentials](#) with Payer Identification Code ID RGA01.
- **Mail:** Regence Group Administrators, P.O. Box 52890, Bellevue, WA 98015-2890.
- The claim should include the prefix and the Subscriber number listed on the Member's ID card.
- Do not submit RGA claims to Regence. RGA claims that are submitted incorrectly to Regence will be returned with instructions to resubmit to the correct payer.

Receiving Vouchers and Payment

Vouchers and reimbursement checks will be sent by RGA. Claims information and vouchers for your RGA Members are available on Availity Essentials.

Provider vouchers and Member Explanation of Benefits (EOBs) will include a message code and description. As indicated in your provider agreement with Regence, you will need to hold the Member harmless (write-off) the amount indicated on the voucher when these message codes appear.

Payment Information

We generate weekly remittance advices to our Participating Dental Providers for claims that have been processed. Benefits are not assignable; you will receive direct payment even if your Member signs an assignment authorization. Corresponding to the claims listed on your remittance advice, each Member receives an explanation of payment notice outlining balances for which they are responsible.

View or download your remittance advices on Availity Essentials: Claims & Payments>Remittance Viewer or by enrolling to receive ANSI 835 electronic remittance advices (835 ERA) on Availity Essentials: My Providers>Enrollments Center>Transaction Enrollment.

Remittance advices contain information on how we processed your claims. A single payment may be generated to clinics with separate remittance advices for each provider within the practice.

Remittance advices include:

- Line-by-line breakdowns
- Specific error messages
- Boxes around the headers for each amount
- Codes billed by line item and then, if applicable, the code(s) bundled into them

Claims for your Members are reported on a payment voucher and generated weekly. They are sorted by clinic, then alphabetically by provider. Each claims section is sorted by product, then claim type (original or adjusted). Within each section, claims are sorted by network, Member name and claim number. The main pages include original claims followed by adjusted claims that do not have an amount to be recovered.

View our message codes for additional information about how we processed a claim.

Appeals

- Initial provider disputes and Appeals can be submitted by mail or fax:
 - **Mail:** Regence Group Administrators, Attn: Appeals, PO Box 52730, Bellevue, WA 98015-2730
 - **Fax:** Regence Group Administrators, Attn: Appeals 855-462-8875
- For inquiries regarding status of an Appeal, providers can email RGA directly.

Contact RGA

- Phone: 1(866)738-3924
- Access RGA's secure [Provider Services Portal](#)

Section 21: Technology Solutions

Common Terms

The following terms are important to know when using our technology solutions:

Clearinghouse	The entity that connects your office and the insurance carrier for electronic billing
Electronic Data Interchange (EDI)	The transmission of data from one computer to another
Electronic attachment	Any clinical documentation requested by the insurer to support your claim
Practice management software	The software program that allows you to manage your practice; often includes electronic-claims capability

Electronic Claims Submission

Technology can help you spend less time on paperwork and other administrative tasks, so you can spend more time caring for your Members. Regence offers technology solutions to help you and your staff do business with us more efficiently by:

- Improving claim payment time and office cash flow;
- Reducing claim errors; and
- Increasing productivity and efficiency by reducing time spent on billing and benefit inquiries.

Electronic Claims Filing Information

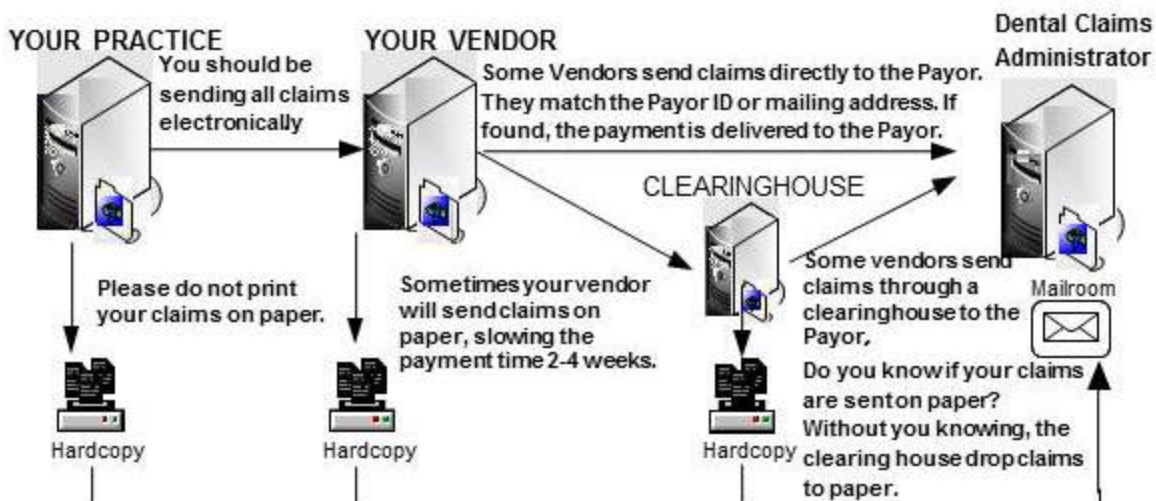
Claims are required to be submitted electronically. The advantages are listed above. One important advantage is that your vendor automatically corrects electronic claims prior to reaching us, so they are more likely to process without delay. You will receive a report confirming that your vendor did or did not receive each claim.

To get started, you will need:

- A computer with a modem and a printer
- Internet access
- Practice management or EDI-enabling software
- Notification to your software vendor of your provider billing number
- Know if your vendor is sending paper claims
- Know if your vendor's clearinghouse choice is sending claims on paper
- Ask your vendor what percentage of your claims is sent to the Responsible Payor electronically

Electronic Claims Illustration

The graphic illustrates how information flows among the entities involved in electronic claims submission.



Customer Support

If you have questions about filing claims electronically, please call our Technology Support Center at 1(800)253-0838, Monday through Friday, between 6:00 a.m. and 5:00 p.m. PST.

Self-Service Tools

Self-Service Tools and services are available to Regence Participating Dental Providers through our dental website. Registered users will have access to all of the following online services 24 hours a day, 7 days a week. To register for any of these online services, visit regencedental.com. From there, you will be directed to click on the Tools and Resources link, then click on Online Services, and finally, click Register. This will take you to Availity Essentials, where you will enter your information to register. Once you have completed the registration form, you will have a secure user ID and password, which will provide access to the tools on the following matrix.

Tool Service	What	How
MY PATIENTS' BENEFITS	Provides direct, up-to-the minute access to Member information and offers dental offices the ability to check Member eligibility and the status of Members' claims online for free.	<p>To verify Member eligibility and claim status:</p> <ul style="list-style-type: none"> Go to regencedental.com. After being redirected to Availity Essentials, click on the For Dentists link, and then click on the My Patients' Benefits link. Enter the required provider and Member information and click Retrieve. The Eligibility information for the Member is displayed. To check the Claim Status for a Member, perform the same steps as above and click on the Claim Status tab. Select a date range and hit Retrieve.
PROVIDER CHECK INFORMATION	This online feature allows dental professionals to view check summaries, check detail and check related claims for a selected date range.	<ul style="list-style-type: none"> Go to regencedental.com. After being redirected to Availity Essentials, click on the For Dentists link. Click on the Reimbursements link where you will be asked to enter a date range for a review of payments made to your office.

<p>HIPAA ELIGIBILITY AND CLAIM STATUS TRANSACTIONS USING A CLEARINGHOUSE /VENDOR</p>	<p>Dental offices work with a multitude of Responsible Payors, and it can be difficult to determine which systems are compatible with every carrier. To make verifying eligibility and checking claim status easier for dental offices, we work with numerous clearinghouses and software vendors who can provide the ability for dental offices to perform these electronic transactions with all Responsible Payors using just one system.</p>	<p>Contact your software vendor to find out how you can perform these transactions through your practice management software.</p>
---	--	---

Interactive Voice Response (IVR) System

Our interactive voice response (IVR) system offers physicians, dentists, other health care professionals, facilities, and their staff quick and easy access to Member information via phone. IVR is available 24 hours a day, seven days a week.

When calling our Provider Contact Center at 1(800)253-0838, use the phone prompts below to access IVR:

If the Member is a Regence Member, press 1 and select:

1. For questions regarding dental
2. For prescription Pre-authorization questions
3. For claims or eligibility information, not including Pre-authorization
4. For questions regarding mental health, chemical dependency, and/or hemophilia medication

If you do not select one of the above options, you will be placed in the general Provider Contact Center queue.

If the Member is not a Regence Member, press 2.

Note: IVR does not include the following:

- Benefits
- Eligibility (for dental and vision)
- Medicare Advantage
- BlueCard
- Blue Cross Blue Shield Federal Employee Program® (BCBS FEP®)

The information available via IVR is also available online through Availity Essentials.

Options

Use your phone keypad to enter the touch-tone options or speak the voice option listed below.

Note: Information about multiple Members or multiple providers can be obtained in a single session. When checking multiple Members or using more than one tax ID number, the prompting options and order of options will change. Please listen carefully to the touch-tone or voice options.

Type of inquiry	Touch-tone option	Voice option	Information required
Claim status	1	Claims	<ul style="list-style-type: none"> • Provider tax ID • Member ID number • Member’s date of birth • Date of service or date range of claim

Section 22: Medical Billing for Dental Offices

Medical Claims Billed by Dental Offices

Dental offices performing procedures not on or contiguous to a tooth must report the service on a medical claim form, with CPT codes. These codes must be reported with the appropriate ICD-10 diagnosis codes.

ICD-10 Coding Resources

ICD-10 CM and PCS medical billing codes may be helpful when submitting medical claims that require ICD-10 coding.

The following illustrates some common examples of services that should be billed as a medical benefit. This list is not all-inclusive and should be used as a reference only.

Sleep Apnea

- HCPCS E0486 Oral device/appliance used to reduce upper airway collapsibility, adjustable or nonadjustable, custom fabricated, includes fitting and adjustment

TMJ

- CPT 21085 Impression and custom preparation; oral surgical splint (should not be used without surgery intervention)
- CPT 21089 Impression and custom preparation; unlisted maxillofacial prosthetic procedure (used to report mandibular repositioning devices where surgery is not part of the treatment plan for splint placement)

Implants

- CPT 21248 Reconstruction of mandible or maxilla, endosteal implant (e.g., blade, cylinder); partial
- CPT 21249 Reconstruction of mandible or maxilla, endosteal implant (e.g., blade, cylinder); complete

Biopsy

- CPT 40490 Biopsy of lip
- CPT 40808 Biopsy, vestibule of mouth

Other

- CPT 41899 Unlisted procedure, dentoalveolar structures can be used for extractions, crowns, build ups, root canals, dentures, or other procedures not separately identified with a CPT or HCPCS code.
- Note: Include the corresponding CDT code in the 2400 Loop, in the SV1 segment (professional service) and the SV101-7 (description) of the electronic medical claim.

Submit Diagnosis Codes on Dental Claims

We require diagnosis codes on certain dental claims to support expanded dental care benefits for Members with such conditions as heart disease, diabetes, or pregnancy. Diagnostic codes will identify why a procedure was performed and the associated disease, illness symptom or disorder.

We encourage you to begin including diagnosis codes when submitting dental claims to us as soon as possible. You can submit dental claims using the online claims submission tool on Availity Essentials: Claims & Payment>Dental Claim. You can submit up to four diagnosis codes in the record of services provided section.

Availity Essentials also includes training on how to submit a dental claim: Help & Training>Find Help>Claim Submission>Dental Claims>Submitting Dental Claims.