
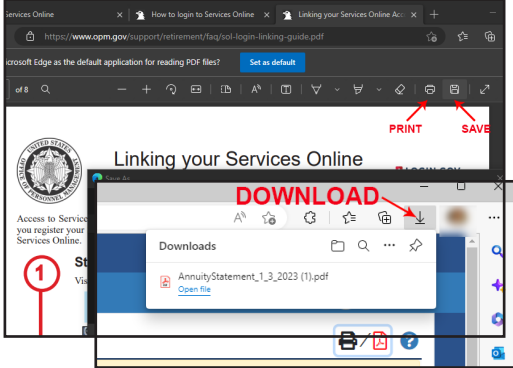

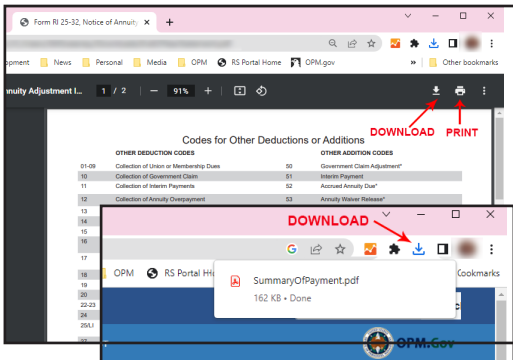

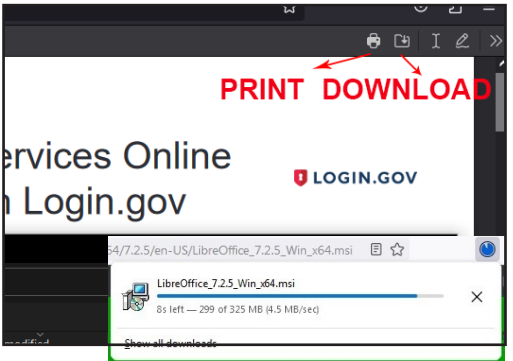

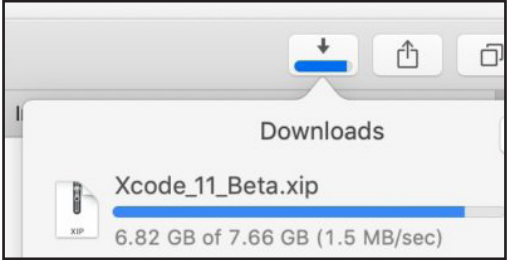


How can I print my document from Services Online?

Services Online uses one button to print and save files as Portable Document Format (PDFs). Modern browsers* have built-in PDF readers and browsers and have [disabled support](#) for the Adobe Acrobat/Reader plug-in. Consequently, popular browsers have adopted similar approaches, as explained below.



Internet Browser	Default Behavior	Browser Appearance on Screen
 <p>Microsoft Edge™</p>	<p>The default behavior is that the document opens in a new tab using the built-in PDF reader. The user can download by clicking the floppy disk symbol or print by clicking the printer symbol.</p> <p>Otherwise, a Download panel will open and the file will download automatically; to access the downloads folder, click the ellipsis at top right of browser to open the menu and select “Downloads,” or press CTRL+J.</p>	
 <p>Google Chrome™</p>	<p>The default behavior is that the document opens in a new tab using the built-in PDF reader. The user can download by clicking the down-arrow symbol or print by clicking the printer symbol.</p> <p>Otherwise, a Download panel will open and the file will download automatically; to access the downloads folder, click the ellipsis at top right of browser to open the menu and select “Downloads,” or press CTRL+J.</p>	
 <p>Mozilla Firefox™</p>	<p>Firefox no longer asks what to do for each file by default. Firefox will automatically bring up the Download panel by default. To access the downloads folder, click the ellipsis at top right of browser to open the menu and select “Downloads,” or press CTRL+J.</p> <p>The built-in viewer is used when Portable Document Format (PDF) files are set to Open in Firefox in your Firefox settings for different types of files. You can print and download from the corresponding buttons.</p>	
 <p>Apple Safari™</p>	<p>In the Safari app on your Mac, click the Show Downloads button near the top-right corner of the Safari window. The button isn't shown if the downloads list is empty.</p> <p>On an iPhone, go to the Files application and select Downloads. See the article “Use the Files app on your iPhone, iPad, or iPod touch”</p>	

* Internet Explorer 11 will no longer be accessible after February 14, 2023.